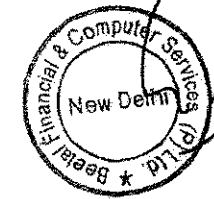


CONTAINER CORPORATION OF INDIA LIMITED
SHAREHOLDING PATTERN AS ON 30/09/2016
Table - I Summary Statement holding of specified securities

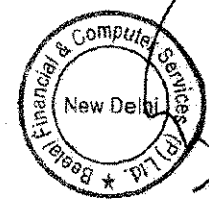
Category (I)	Category of Shareholder (II)	No of Shareholders (III)	No. of fully paid Equity Share Held (IV)	No. Of Partly Paid Equity Shares Held (V)	No. Of shares underlying Depository Receipts (VI)	Total Nos. Shares Held (VII) = IV+V+VI	Shareholding as a % of total no of Shares (calculated as per SCRR 1957) (VIII) as a % of (A+B+C2)	No of Voting Rights held in each class of securities (IX)				No of shares underlying outstanding convertible securities (including warrants) (X)	Shareholding as a % assuming full conversions of convertible securities (as a % of diluted equity capital) (XI)=VII+X as a % of (A+B+C2)	No. of Locked in Shares (XII)		No of Shares pledged or otherwise encumbered (XIII)		No of Equity Shares Held in Dematerialized form (XIV)
								Class X	Class Y	Total	Total as a % of (A+B+C)			No. (a)	As a % of total shares held (b)	No. (a)	As a % of total shares held (b)	
(A)	Promoter & Promoter Group	1	110733785	0	0	110733785	56.7941	110733785	0	110733785	56.7941	0	56.7941	0	0.0000	0	0.0000	110733785
(B)	Public	38417	84240406	0	0	84240406	43.2059	84240406	0	84240406	43.2059	0	43.2059	0	0.0000	168247	0.1997	84137543
(C)	Non Promoter - Non Public	0	0	0	0	0	0.0000	0	0	0	0.0000	0	0.0000	0	0.0000	0	0.0000	0
(C1)	Shares Underlying DRs	0	0	0	0	0	0.0000	0	0	0	0.0000	0	0.0000	0	0.0000	0	0.0000	0
(C2)	Share Held By Employees Trusts	0	0	0	0	0	0.0000	0	0	0	0.0000	0	0.0000	0	0.0000	0	0.0000	0
	Total	0	0	0	0	0	0.0000	0	0	0	0.0000	0	0.0000	0	0.0000	0	0.0000	0
	Total A+B+C1+C2	38418	194974191	0	0	194974191	100.0000	194974191	0	194974191	100.0000	0	100.0000	0	0.0000	168247	0.0863	194971428



CONTAINER CORPORATION OF INDIA LIMITED
SHAREHOLDING PATTERN AS ON 30/09/2016

Table - II Statement showing shareholding pattern of the Promoter and Promer Group

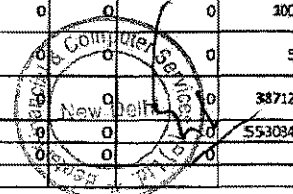
S.No.	Category & Name of the Shareholder (I)	PAN (II)	No of Shareholders (III)	No. of fully paid Equity Share Held (IV)	No. Of Partly Paid Equity Shares Held (V)	No. Of shares underlying Depository Receipts (VI)	Total Nos. Shares Held (VII) = IV+V+VI	Shareholding as a % of total no of Shares (calculated as per SCRR 1957) (VIII) as a % of (A+B+C2)	No of Voting Rights held in each class of securities (IX)				No of shares underlying outstanding convertible securities (including warrants) (X)	Shareholding as a % assuming full conversions of convertible securities (as a % of diluted equity capital) (XI)=VII>X as a % of (A+B+C2)	No. of Locked in Shares (XII)		No of Shares pledged or otherwise encumbered (XIII)		No of Equity Shares Held in Dematerialized form (XIV)
									Class X	Class Y	Total	Total as a % of (A+B+C)			No. (a)	As a % of total shares held (b)	No. (a)	As a % of total shares held (b)	
(1)	Indian																		
(a)	Individual		0	0	0	0	0	0.0000	0	0	0	0.0000	0	0.0000	0	0.0000	0	0.0000	0
(b)	Huf		0	0	0	0	0	0.0000	0	0	0	0.0000	0	0.0000	0	0.0000	0	0.0000	0
(c)	Central Govt /state Govt/ President Of India		1	110733785	0	0	110733785	56.7941	110733785	0	110733785	56.7941	0	56.7941	0	0.0000	0	0.0000	110733785
	President Of India Ministry Of Railways			110733785	0	0	110733785	56.7941	110733785	0	110733785	56.7941	0	56.7941	0	0.0000	0	0.0000	110733785
(d)	Financial Inst/banks		0	0	0	0	0	0.0000	0	0	0	0.0000	0	0.0000	0	0.0000	0	0.0000	0
(e)	Any other																		
	Other - Body Corporate		0	0	0	0	0	0.0000	0	0	0	0.0000	0	0.0000	0	0.0000	0	0.0000	0
	Sub - Total		1	110733785	0	0	110733785	56.7941	110733785	0	110733785	56.7941	0	56.7941	0	0.0000	0	0.0000	110733785
(2)	Foreign																		
(a)	Individual(nri/ Foreign Individual)		0	0	0	0	0	0.0000	0	0	0	0.0000	0	0.0000	0	0.0000	0	0.0000	0
(b)	Government		0	0	0	0	0	0.0000	0	0	0	0.0000	0	0.0000	0	0.0000	0	0.0000	0
(c)	Institutions		0	0	0	0	0	0.0000	0	0	0	0.0000	0	0.0000	0	0.0000	0	0.0000	0
(d)	Foreign Portfolio Investors		0	0	0	0	0	0.0000	0	0	0	0.0000	0	0.0000	0	0.0000	0	0.0000	0
(e)	Any Other																		
	Sub - Total		0	0	0	0	0	0.0000	0	0	0	0.0000	0	0.0000	0	0.0000	0	0.0000	0
	Total Shareholding of Promoter and Promotor Group		1	110733785	0	0	110733785	56.7941	110733785	0	110733785	56.7941	0	56.7941	0	0.0000	0	0.0000	110733785



CONTAINER CORPORATION OF INDIA LIMITED
SHAREHOLDING PATTERN AS ON 30/09/2016

Table - III Statement showing shareholding pattern of the Public shareholding

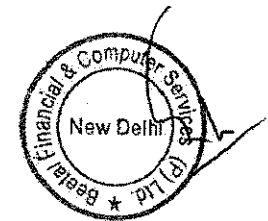
S.No.	Category & Name of the Shareholder (I)	PAN (II)	No of Shareholders (III)	No. of fully paid Equity Share Held (IV)	No. Of Partly Paid Equity Shares Held (V)	No. Of shares underlying Depository Receipts (VI)	Total Nos. Shares Held (VII) = IV+V+VI	Shareholding as a % of total no of Shares (calculated as per SCRR 1957) (VIII) as a % of (A+B+C)	No of Voting Rights held in each class of securities (IX)				No of shares underlying convertible securities (including warrants) (X)	Shareholding as a % assuming full conversions of convertible securities (as a % of diluted equity capital) (XI)=VII+X as a % of (A+B+C2)	No. of Locked in Shares (XII)		No of Shares pledged or otherwise encumbered (XIII)		No of Equity Shares Held in Dematerialized form (XIV)
									Class X	Class Y	Total	Total as a % of (A+B+C)			No. (a)	As a % of total shares held (b)	No. (a)	As a % of total shares held (b)	
(1)	Institutions																		
(a)	Mutual Funds		104	12351089	0	0	12351089	6.3347	12351089	0	12351089	6.3347	0	6.3347	0	0.0000	0	0.0000	12351089
	Icici Prudential Balanced Advantage Fund	AAAAI0038F		811944	0	0	811944	0.4164	811944	0	811944	0.4164	0	0.4164	0	0.0000	0	0.0000	811944
	Icici Prudential Equity Arbitrage Fund	AAAAI0038F		45000	0	0	45000	0.0231	45000	0	45000	0.0231	0	0.0231	0	0.0000	0	0.0000	45000
	Icici Prudential Equity Savings Fund - Series	AAAAI0038F		22000	0	0	22000	0.0113	22000	0	22000	0.0113	0	0.0113	0	0.0000	0	0.0000	22000
	Icici Prudential Exports And Other Services	AAAAI0038F		129782	0	0	129782	0.0666	129782	0	129782	0.0666	0	0.0666	0	0.0000	0	0.0000	129782
	Icici Prudential Focused Bluechip Equity Fund	AAAAI0038F		779673	0	0	779673	0.3999	779673	0	779673	0.3999	0	0.3999	0	0.0000	0	0.0000	779673
	Icici Prudential Growth Fund - Series 1	AAAAI0038F		102380	0	0	102380	0.0525	102380	0	102380	0.0525	0	0.0525	0	0.0000	0	0.0000	102380
	Icici Prudential India Recovery Fund Series 5	AAAAI0038F		24738	0	0	24738	0.0127	24738	0	24738	0.0127	0	0.0127	0	0.0000	0	0.0000	24738
	Icici Prudential India Recovery Fund-series 4	AAAAI0038F		7200	0	0	7200	0.0037	7200	0	7200	0.0037	0	0.0037	0	0.0000	0	0.0000	7200
	Icici Prudential Infrastructure Fund	AAAAI0038F		287548	0	0	287548	0.1475	287548	0	287548	0.1475	0	0.1475	0	0.0000	0	0.0000	287548
	Icici Prudential Long Term Equity Fund (tax)	AAAAI0038F		340981	0	0	340981	0.1749	340981	0	340981	0.1749	0	0.1749	0	0.0000	0	0.0000	340981
	Icici Prudential Midcap Select Iwin Etf	AAAAI0038F		1543	0	0	1543	0.0008	1543	0	1543	0.0008	0	0.0008	0	0.0000	0	0.0000	1543
	Icici Prudential Nifty 100 Iwin Etf	AAAAI0038F		626	0	0	626	0.0003	626	0	626	0.0003	0	0.0003	0	0.0000	0	0.0000	626
	Icici Prudential Nifty Next 50 Index Fund	AAAAI0038F		5046	0	0	5046	0.0026	5046	0	5046	0.0026	0	0.0026	0	0.0000	0	0.0000	5046
	Icici Prudential Top 100 Fund	AAAAI0038F		150692	0	0	150692	0.0773	150692	0	150692	0.0773	0	0.0773	0	0.0000	0	0.0000	150692
	Icici Prudential Value Discovery Fund	AAAAI0038F		2817329	0	0	2817329	1.4450	2817329	0	2817329	1.4450	0	1.4450	0	0.0000	0	0.0000	2817329
	Icici Prudential Value Fund - Series 5	AAAAI0038F		63433	0	0	63433	0.0325	63433	0	63433	0.0325	0	0.0325	0	0.0000	0	0.0000	63433
(b)	Venture Capital Funds		0	0	0	0	0	0.0000	0	0	0	0.0000	0	0.0000	0	0.0000	0	0.0000	0
(c)	Alternate Investment Funds		0	0	0	0	0	0.0000	0	0	0	0.0000	0	0.0000	0	0.0000	0	0.0000	0
(d)	Foreign Venture Capital Investors		0	0	0	0	0	0.0000	0	0	0	0.0000	0	0.0000	0	0.0000	0	0.0000	0
(e)	Foreign Portfolio Investors		424	55982773	0	0	55982773	28.7129	55982773	0	55982773	28.7129	0	28.7129	0	0.0000	0	0.0000	55982773
	Aberdeen Global Indian Equity Limited	AABCP2263L		6031759	0	0	6031759	3.0936	6031759	0	6031759	3.0936	0	3.0936	0	0.0000	0	0.0000	6031759
	Government Of Singapore	AAJG0594R		3853846	0	0	3853846	1.9766	3853846	0	3853846	1.9766	0	1.9766	0	0.0000	0	0.0000	3853846
	Matthews Pacific Tiger Fund	AABTM2313F		5471996	0	0	5471996	2.8065	5471996	0	5471996	2.8065	0	2.8065	0	0.0000	0	0.0000	5471996
	Monetary Authority Of Singapore	AAJCM3008N		2724270	0	0	2724270	1.3972	2724270	0	2724270	1.3972	0	1.3972	0	0.0000	0	0.0000	2724270
	T. Rowe Price Emerging Markets Stock Fund	AAACT6072G		1970294	0	0	1970294	1.0105	1970294	0	1970294	1.0105	0	1.0105	0	0.0000	0	0.0000	1970294
(f)	Financial Inst/banks		10	321577	0	0	321577	0.1649	321577	0	321577	0.1649	0	0.1649	0	0.0000	3530	1.0977	321577
(g)	Insurance Companies		29	9116910	0	0	9116910	4.6760	9116910	0	9116910	4.6760	0	4.6760	0	0.0000	0	0.0000	9116910
	Lic Of India Child Fortune Plus Growth Fund	AAACL0582H		2159	0	0	2159	0.0011	2159	0	2159	0.0011	0	0.0011	0	0.0000	0	0.0000	2159
	Lic Of India Market Plus Growth Fund	AAACL0582H		19652	0	0	19652	0.0101	19652	0	19652	0.0101	0	0.0101	0	0.0000	0	0.0000	19652
	Lic Of India Pension Plus Mixed Fund	AAACL0582H		8250	0	0	8250	0.0042	8250	0	8250	0.0042	0	0.0042	0	0	0	0	8250
	Lic Of India Profit Plus Growth Fund	AAACL0582H		307	0	0	307	0.0002	307	0	307	0.0002	0	0.0002	0	0	0	0	307
	Lici New Endowment Plus-balanced Fund	AAACL0582H		200	0	0	200	0.0001	200	0	200	0.0001	0	0.0001	0	0	0	0	200
	Lici New Endowment Plus-growth Fund	AAACL0582H		1000	0	0	1000	0.0005	1000	0	1000	0.0005	0	0.0005	0	0	0	0	1000
	Lici New Endowment Plus-secured Fund	AAACL0582H		50	0	0	50	0	50	0	50	0	0	0.0000	0	0	0	0	50
	Life Insurance Corporation Of India - Uif004200910lifend+grw512	AAACL0582H		387121	0	0	387121	0.1985	387121	0	387121	0.1985	0	0.1985	0	0	0	0	387121
	Life Insurance Corporation Of India	AAACL0582H		5530345	0	0	5530345	2.8364	5530345	0	5530345	2.8364	0	2.8364	0	0	0	0	5530345
(h)	Provident Funds/ Pension Fund		0	0	0	0	0	0	0	0	0	0	0	0	0	0	0	0	0
(i)	Any other																		



CONTAINER CORPORATION OF INDIA LIMITED
SHAREHOLDING PATTERN AS ON 30/09/2016

Table - III Statement showing shareholding pattern of the Public shareholding

S.No.	Category & Name of the Shareholder (I)	PAN (II)	No of Shareholders (III)	No. of fully paid Equity Share Held (IV)	No. Of Partly Paid Equity Shares Held (V)	No . Of shares underlying Depository Receipts (VI)	Total Nos. Shares Held (VII) = IV+V+VI	Shareholding as a % of total no of Shares (calculated as per SCRR 1957) (VIII) as a % of (A+B+C2)	No of Voting Rights held in each class of securities (IX)				No of shares underlying convertible securities (including warrants) (X)	Shareholding as a % assuming full conversions of convertible securities (as a % of diluted equity capital) (XI)=VII+X as a % of (A+B+C2)	No. of Locked in Shares (XII)		No of Shares pledged or otherwise encumbered (XIII)		No of Equity Shares Held in Dematerialized form (XIV)
									Class X	Class Y	Total	Total as a % of (A+B+C)			No. (a)	As a % of total shares held (b)	No. (a)	As a % of total shares held (b)	
	Sub-total (B)(1)		567	77772349	0	0	77772349	39.8885	77772349	0	77772349	39.8885	0	39.8885	0	0	3530	0.0045	77772349
(2)	Central Govt /state Govt/ President Of india		1	3000	0	0	3000	0.0015	3000	0	3000	0.0015	0	0.0015	0	0	0	0	3000
	Sub-total (B)(2)		1	3000	0	0	3000	0.0015	3000	0	3000	0.0015	0	0.0015	0	0	0	0	3000
(3)	Non-institutions																		
(a)	(i) Individual-Holding Nom. Val. upto Rs.2 lakhs		34533	2566641	0	0	2566641	1.3164	2566641	0	2566641	1.3164	0	1.3164	0	0	51510	2.0069	2563882
	(ii) Individual-Holding Nom. Val. greater than Rs.2 lakhs		6	409999	0	0	409999	0.2103	409999	0	409999	0.2103	0	0.2103	0	0	0	0	409999
(b)	Nbfc Registered With Rbi		0	0	0	0	0	0	0	0	0	0	0	0	0	0	0	0	0
(c)	Employees Trust		0	0	0	0	0	0	0	0	0	0	0	0	0	0	0	0	0
(d)	Overseas Depository Holding DRs		0	0	0	0	0	0	0	0	0	0	0	0	0	0	0	0	0
(e)	Any Other																		
	Other - Body Corp		935	2832842	0	0	2832842	1.4529	2832842	0	2832842	1.4529	0	1.4529	0	0	112782	3.9812	2832838
	Other - Trusts		10	4318	0	0	4318	0.0022	4318	0	4318	0.0022	0	0.0022	0	0	0	0	4318
	Other - Clearing Member		164	413946	0	0	413946	0.2123	413946	0	413946	0.2123	0	0.2123	0	0	0	0	413946
	Other - N R I - NON - REPATRIABLE		304	46727	0	0	46727	0.024	46727	0	46727	0.024	0	0.024	0	0	60	0.1284	46727
	Other - N R I - REPATRIABLE		911	111307	0	0	111307	0.0571	111307	0	111307	0.0571	0	0.0571	0	0	300	0.02695	111307
	Other - Individual HUF		986	79277	0	0	79277	0.0407	79277	0	79277	0.0407	0	0.0407	0	0	65	0.082	79277
	Sub-total (B)(3)		37849	6465057	0	0	6465057	3.3159	6465057	0	6465057	3.3159	0	3.3159	0	0	164717	2.5478	6462294
	Total Public Shareholding		38417	84240406	0	0	84240406	43.2059	84240406	0	84240406	43.2059	0	43.2059	0	0	168247	0.1997	84237643



CONTAINER CORPORATION OF INDIA LIMITED
SHAREHOLDING PATTERN AS ON 30/09/2016

Table - IV Statement showing shareholding pattern of the Non Promoter - Non Public shareholder

S.No.	Category & Name of the Shareholder (I)	PAN (II)	No of Shareholders (III)	No. of fully paid Equity Share Held (IV)	No. Of Partly Paid Equity Shares Held (V)	No . Of shares underlying Depository Receipts (VI)	Total Nos. Shares Held (VII) = IV+V+VI	Shareholding % as of total no of Shares (VIII) as a % of (A+B+C2)	No of Voting Rights held in each class of securities (IX)				No of shares underlying outstanding convertible securities (including warrants) (X)	Shareholding as a % assuming full conversions of convertible securities (as a % of diluted equity capital) (XI)=VII+X as a % of (A+B+C2)	No. of Locked in Shares (XII)		No of Shares pledged or otherwise encumbered (XIII)		No of Equity Shares Held in Dematerialized form (XIV)
									Class X	Class Y	Total	Total as a % of (A+B+C)			No. (a)	As a % of total shares held (b)	No. (a)	As a % of total shares held (b)	
(1)	Custodian/DR Holder																		
(a)	names																		
(2)	Employees Benefit Trust (under SEBI Based employees benefit) Regulation 2014																		
(a)	names																		
	Total Non-Promoter Non Public shareholding C = C1+C2																		

